

# 2800 Series

## Dekoron® Self-Regulating Heating Cable


Heat Trace Products, LLC



233 Florence Street  
Leominster, MA 01453

ISO 9001 REGISTERED

### Construction



### Performance Ratings

#### Output wattage:

3, 5, 6 w/ft @ 40°F

#### Supply voltages:

2803, 2805: 110 - 120 Vac

2806: 120 or 208V - 277 Vac

#### Continuous maintenance temperature:

150°F (65°C) max

#### Intermittent exposure temperature:

185°F (85°C) max

#### Braid resistance:

Tinned copper 0.003 Ω/ft

### Approvals/Certifications

#### CSA:

Ordinary locations

Type 2E, 3A, 3B, 3C

#### UL:

Pipe Heating Cables

Industrial and Commercial

### Description

The 2800 family of self-regulating heaters is designed for all your commercial freeze protection applications.

Self-Regulating design allows for safety and ease of cut-to-length installation. Heat Trace Products Dekoron self-regulating heating cables regulate heat output automatically in response to changes in temperature. The highly engineered, conductive core increases its heat output when the temperature falls and decreases its heat output when the temperature rises.

### Application

The commercial grade 2800 cables provide freeze protection for fluid transport and storage systems. The bus wires, jackets and metallic braids can be configured for applications in both indoor and outdoor locations.

The 2803 and 2805 heater cables are designed for small diameter pipes and operate on 120 volts. The 2806 heater cable is designed for larger diameter piping systems can be configured to operate on 120 or 240 volts.

### Accessories

Heat Trace Products carries a full line of approved accessories, including power connection kits, terminations, splices, end seals, and controls.

Visit Us At: [www.rsc-heattrace.com](http://www.rsc-heattrace.com)

# 2800 Series

## Dekoron® Self-Regulating Heating Cable

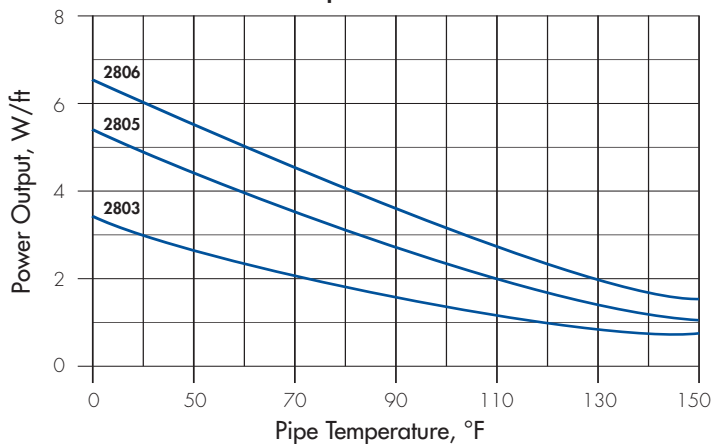
Heat Trace Products, LLC



233 Florence Street  
Leominster, MA 01453

ISO 9001 REGISTERED

Power Output Curves - 2800 Series

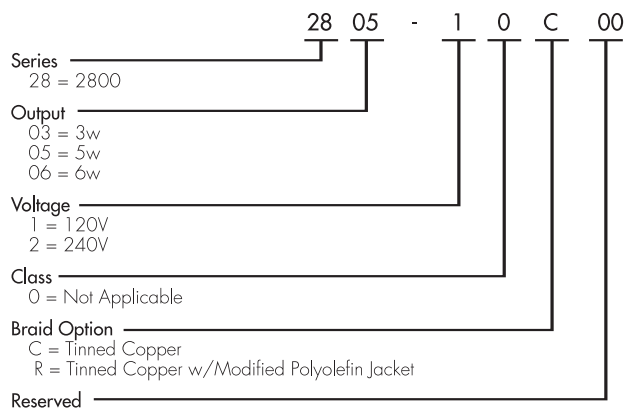


120 Volt Breaker Sizing vs. Max Circuit Length (FT)

	10A	15A	20A	30A	40A
2803-1 If started at: 40°F	150	150	—	—	—
0°F	110	150	—	—	—
-20°F	100	150	—	—	—
2805-1 If started at: 40°F	125	125	—	—	—
0°F	90	125	—	—	—
-20°F	80	120	—	—	—
2806-1 If started at: 40°F	100	150	200	250	250
0°F	65	100	130	190	250
-20°F	55	85	115	170	225

### Product Ordering Information

(Example Shown: 5 watt 120volt, tinned copper braid)



240 Volt Breaker Sizing vs. Max Circuit Length (FT)

	10A	15A	20A	30A	40A
2806-2 If started at: 40°F	175	270	360	450	450
0°F	110	175	230	340	450
-20°F	90	145	190	285	385

### Power Adjustment Factor

Part No.	208 Volts	277 Volts
2806-2	.86	1.16

The material contained in this document is presented in good faith and believed to be reliable and accurate. However, because testing conditions may vary and material quality or information that may be provided in whole or in part by others may be beyond our control, no warranty expressed or implied, is given and Heat Trace Products, LLC can assume no liability for results obtained or damages incurred through the application of the data and tests presented.

ISO 9001 REGISTERED

Heat Trace Products, LLC



ISO 9001 REGISTERED

233 Florence Street  
Leominster, MA 01453  
Tel: 978-534-2810  
Fax: 978-534-2819  
www.rsc-heattrace.com